



Round 3 - Phillip Island GP Circuit - September 3 & 4
FORMULA SPORT

Date: **04/09/22**
Event: **R25**
Weather: **Mostly cloudy - Temp: 12.1C**
Track: **Dry - Temp: 24.8C**

Leg 4

Started at: **14:54:58**
Laps: **4**
Starters: **26**
Printed at: **15:15**

PROVISIONAL CLASSIFICATION

| Pos | No | Name | Class | Machine | Laps | Race Time | Behind Leader | Behind Prev | Fastest Lap | On Lap | Top Speed |
|-----|-----|----------------------------------------------------------------------------------------------|-------|---------------------|------|-----------|---------------|-------------|-------------|--------|-----------|
| 1 | 24 | Charles HERN / Murray Valley Training Co | PM1 | Yamaha R1 1000 | 4 | 7:00.291 | | | 1:42.522 | 2 | 266 |
| 2 | 95 | Matthew RINDEL / StayUpright / The Grinning Dingo / AMX / Woodcraft / Shoei / DeWith M-sport | PM1 | Yamaha R1 1000 | 4 | 7:04.742 | 4.451 | 4.451 | 1:43.891 | 4 | 257 |
| 3 | 36 | Christopher DUFFY / Bakery On Broadway / Lynchys Garage / BLS Racing / Wycheproof MCC | PM1 | Suzuki GSXR 1000 | 4 | 7:04.781 | 4.490 | .039 | 1:43.945 | 3 | 267 |
| 4 | 8A | Marcus DELANEY / Horizon Motorcycles / Delaney & Co. | PM6 | Yamaha R6 600 | 4 | 7:06.404 | 6.113 | 1.623 | 1:44.278 | 3 | 257 |
| 5 | 52 | Mitchell HAWKSLEY / Webb Racing / Launceston Environmental Services / Engine Reco & Parts | PM6 | Honda CBR 600 | 4 | 7:06.487 | 6.196 | .083 | 1:43.760 | 3 | 257 |
| 6 | 4A | Michael HICKS | PM1 | Suzuki GSXR 1000 | 4 | 7:09.883 | 9.592 | 3.396 | 1:45.416 | 2 | 255 |
| 7 | 7A | Shane ROBINSON / Sky Links | PM1 | Suzuki GSXR 1000 | 4 | 7:19.806 | 19.515 | 9.923 | 1:46.601 | 2 | 260 |
| 8 | 6 | Cori BOURNE / Pedders Suspension Shepparton / NBS Brake Supplies / Shepparton Service | PM1 | Suzuki GSXR 1000 | 4 | 7:19.886 | 19.595 | .080 | 1:47.959 | 2 | 254 |
| 9 | 3 | Shane O'BRIEN | PM6 | Yamaha R6 600 | 4 | 7:22.853 | 22.562 | 2.967 | 1:47.374 | 2 | 249 |
| 10 | 81 | Gary TIDD / Waterjet Solutions | TBK | Ducati 1198 | 4 | 7:28.292 | 28.001 | 5.439 | 1:49.952 | 2 | 234 |
| 11 | 76 | Scott WEBSTER | P67 | Honda RC30 749 | 4 | 7:34.197 | 33.906 | 5.905 | 1:50.142 | 2 | 239 |
| 12 | 86 | Aaron DREW / Grey Import Spares | PM1 | Kawasaki ZX10R 1000 | 4 | 7:34.728 | 34.437 | .531 | 1:49.838 | 2 | 246 |
| 13 | 616 | William DOWNIE / Bakery on Broadway | PM1 | Suzuki GSXR 1000 | 4 | 7:35.019 | 34.728 | .291 | 1:52.010 | 3 | 262 |
| 14 | 74 | Jonathan BOSCH / Ever Ready Bricklaying / Just Water Solutions / Moss Industry Florists | P67 | Kawasaki ZX6R 600 | 4 | 7:42.086 | 41.795 | 7.067 | 1:52.569 | 2 | 231 |
| 15 | 48 | Robert DAFF / Rotunda Racing | TBK | Ducati 998 | 4 | 7:44.408 | 44.117 | 2.322 | 1:52.664 | 2 | 243 |
| 16 | 12 | Kruiz JENKINS / Jenkins Smash Repairs Racing | PM6 | Kawasaki ZX 636 | 4 | 7:56.797 | 56.506 | 12.389 | 1:55.944 | 4 | 239 |
| 17 | 62 | Francis DILLON / Bakery on Broadway | PM1 | | 4 | 7:57.225 | 56.934 | .428 | 1:56.233 | 4 | 237 |
| 18 | 80 | David BARTELS / Motorcycle City / Castings Tasmania / BVZ Designs | PM6 | Honda CBR 600 | 4 | 7:58.122 | 57.831 | .897 | 1:55.940 | 4 | 232 |
| 19 | 73 | Stuart BUGG / Cranes Combined K8 Created | P67 | Kawasaki ZX7R 750 | 4 | 8:02.150 | 1:01.859 | 4.028 | 1:57.010 | 3 | 221 |
| 20 | 46 | Jeffrey DIACONO / Melbourne Auto Developments | PM1 | Suzuki GSXR 750 | 4 | 8:02.750 | 1:02.459 | .600 | 1:58.993 | 4 | 244 |
| 21 | 83 | Nathan HILLMAN / Pheonix Car Rentals | TBK | Triumph Dayt. 675 | 4 | 8:08.184 | 1:07.893 | 5.434 | 1:58.252 | 2 | 218 |
| 22 | 42 | Dick LODGE / BLS Racing / The Rock Adventure Centre / Road and River Racing | PM1 | Yamaha R1 1000 | 4 | 8:08.281 | 1:07.990 | .097 | 1:58.300 | 2 | 225 |
| 23 | 37 | Paul CONWAY | P67 | Yamaha R1 1000 | 4 | 8:24.250 | 1:23.959 | 15.969 | 2:03.466 | 2 | 211 |
| 24 | 87 | Brad GORRIE | P67 | Honda CBR 600 | 4 | 8:26.867 | 1:26.576 | 2.617 | 2:02.055 | 4 | 204 |
| 25 | 816 | Darren LARK | P67 | Honda CBR 893 | 4 | 8:46.564 | 1:46.273 | 19.697 | 2:09.674 | 2 | 203 |
| DNF | 686 | Tracey DAVIES / Breheny Brothers Breweries / RBT Suppliers / The Grinning Dingo | TBK | Ducati P-gale 1199 | 3 | 5:36.082 | 20.215 | | 1:49.342 | 2 | 238 |


Fastest Lap was 1:42.522 by Charles HERN

*** RACE REDUCED FROM 5 TO 4 LAPS DUE TO EARLIER TIME DELAYS ***

The results are provisional until the end of the time limit for protests and appeals.


Scott Laing
Chief Timekeeper - Scott Laing

Tony Bolin
Clerk of Course - Tony Bolin



COMPUTIME RACE TIMING SYSTEMS PTY LTD
www.computime.com.au

E-mail: scott@computime.com.au / Ph: 0418 17 13 17





Round 3 - Phillip Island GP Circuit - September 3 & 4
FORMULA SPORT

Leg 4

Date: **04/09/22**
Event: **R25**
Weather: **Mostly cloudy - Temp: 12.1C**
Track: **Dry - Temp: 24.8C**

Started at: **14:54:58**
Laps: **4**
Starters: **26**
Printed at: **15:15**

PROVISIONAL LAP TIMES


| No | Name | Lap 1 | Lap 2 | Lap 3 | Lap 4 |
|-----|-------------------|----------|-----------------|-----------------|-----------------|
| 3 | Shane O'BRIEN | 1:57.773 | 1:47.374 | 1:48.472 | 1:49.234 |
| 4A | Michael HICKS | 1:51.382 | 1:45.416 | 1:47.094 | 1:45.991 |
| 6 | Cori BOURNE | 1:54.824 | 1:47.959 | 1:48.611 | 1:48.492 |
| 7A | Shane ROBINSON | 1:56.912 | 1:46.601 | 1:47.897 | 1:48.396 |
| 8A | Marcus DELANEY | 1:52.153 | 1:45.474 | 1:44.278 | 1:44.499 |
| 12 | Kruiz JENKINS | 2:08.089 | 1:55.990 | 1:56.774 | 1:55.944 |
| 24 | Charles HERN | 1:48.986 | 1:42.522 | 1:44.359 | 1:44.424 |
| 36 | Christopher DUFFY | 1:51.963 | 1:44.518 | 1:43.945 | 1:44.355 |
| 37 | Paul CONWAY | 2:10.799 | 2:03.466 | 2:05.228 | 2:04.757 |
| 42 | Dick LODGE | 2:08.842 | 1:58.300 | 1:59.963 | 2:01.176 |
| 46 | Jeffrey DIACONO | 2:05.441 | 1:59.195 | 1:59.121 | 1:58.993 |
| 48 | Robert DAFF | 2:02.266 | 1:52.664 | 1:54.077 | 1:55.401 |
| 52 | Mitchell HAWKSLEY | 1:52.484 | 1:45.063 | 1:43.760 | 1:45.180 |
| 62 | Francis DILLON | 2:05.232 | 1:57.891 | 1:57.869 | 1:56.233 |
| 73 | Stuart BUGG | 2:09.412 | 1:58.444 | 1:57.010 | 1:57.284 |
| 74 | Jonathan BOSCH | 1:59.988 | 1:52.569 | 1:54.090 | 1:55.439 |
| 76 | Scott WEBSTER | 1:59.874 | 1:50.142 | 1:51.792 | 1:52.389 |
| 80 | David BARTELS | 2:07.823 | 1:57.907 | 1:56.452 | 1:55.940 |
| 81 | Gary TIDD | 1:57.080 | 1:49.952 | 1:50.284 | 1:50.976 |
| 83 | Nathan HILLMAN | 2:09.112 | 1:58.252 | 1:59.941 | 2:00.879 |
| 86 | Aaron DREW | 2:01.356 | 1:49.838 | 1:51.466 | 1:52.068 |
| 87 | Brad GORRIE | 2:15.909 | 2:05.350 | 2:03.553 | 2:02.055 |
| 95 | Matthew RINDEL | 1:51.601 | 1:45.222 | 1:44.028 | 1:43.891 |
| 616 | William DOWNIE | 1:58.519 | 1:52.253 | 1:52.010 | 1:52.237 |
| 686 | Tracey DAVIES | 1:55.668 | 1:49.342 | 1:51.072 | |
| 816 | Darren LARK | 2:15.495 | 2:09.674 | 2:10.123 | 2:11.272 |

*** RACE REDUCED FROM 5 TO 4 LAPS DUE TO EARLIER TIME DELAYS ***

The results are provisional until the end of the time limit for protests and appeals.


Scott Laing
Chief Timekeeper - Scott Laing

Tony Bolin
Clerk of Course - Tony Bolin



COMPUTIME RACE TIMING SYSTEMS PTY LTD
www.computime.com.au

E-mail: scott@computime.com.au / Ph: 0418 17 13 17





Round 3 - Phillip Island GP Circuit - September 3 & 4
FORMULA SPORT

Leg 4

Date: **04/09/22**
Event: **R25**
Weather: **Mostly cloudy - Temp: 12.1C**
Track: **Dry - Temp: 24.8C**


Started at: **14:54:58**
Laps: **4**
Starters: **26**
Printed at: **15:15**

PROVISIONAL SPLIT TIMES

| Lap | Split 1 | Split 2 | Split 3 | Split 4 | Lap Time | Spd | Lap | Split 1 | Split 2 | Split 3 | Split 4 | Lap Time | Spd |
|--------------------------------|---------------|---------------|---------------|---------------|-----------------|-----|-----------------------------------|---------------|---------------|---------------|---------------|-----------------|-----|
| 3 Shane O'BRIEN (9th) | | | | | | | 36 Christopher DUFFY (3rd) | | | | | | |
| 1 | 33.717 | 32.715 | 20.793 | 30.548 | 1:57.773 | 200 | 1 | 32.050 | 30.805 | 19.962 | 29.146 | 1:51.963 | 192 |
| 2 | 25.948 | 31.053 | <u>20.403</u> | <u>29.970</u> | <u>1:47.374</u> | 249 | 2 | 25.256 | 30.098 | 20.190 | 28.974 | 1:44.518 | 260 |
| 3 | 26.595 | <u>31.021</u> | 20.573 | 30.283 | 1:48.472 | 234 | 3 | 25.152 | <u>29.960</u> | <u>20.019</u> | <u>28.814</u> | <u>1:43.945</u> | 263 |
| 4 | <u>25.668</u> | 32.321 | 20.930 | 30.315 | 1:49.234 | 245 | 4 | <u>25.122</u> | 30.140 | 20.155 | 28.938 | 1:44.355 | 267 |
| 4A Michael HICKS (6th) | | | | | | | 37 Paul CONWAY (23th) | | | | | | |
| 1 | 30.898 | 31.071 | 20.351 | 29.062 | 1:51.382 | 202 | 1 | 38.161 | 35.991 | 23.585 | 33.062 | 2:10.799 | 177 |
| 2 | <u>25.261</u> | <u>30.551</u> | <u>20.173</u> | 29.431 | <u>1:45.416</u> | 255 | 2 | <u>30.044</u> | 36.226 | 24.051 | 33.145 | <u>2:03.466</u> | 211 |
| 3 | 25.435 | 32.256 | 20.402 | <u>29.001</u> | 1:47.094 | 248 | 3 | 31.747 | 36.437 | 23.955 | <u>33.089</u> | 2:05.228 | 190 |
| 4 | 25.357 | 30.824 | 20.441 | 29.369 | 1:45.991 | 254 | 4 | 31.639 | <u>36.221</u> | <u>23.614</u> | 33.283 | 2:04.757 | 204 |
| 6 Cori BOURNE (8th) | | | | | | | 42 Dick LODGE (22th) | | | | | | |
| 1 | 32.531 | 31.989 | 20.657 | 29.647 | 1:54.824 | 203 | 1 | 37.244 | 35.504 | 23.032 | 33.062 | 2:08.842 | 187 |
| 2 | 26.066 | <u>31.499</u> | <u>20.750</u> | 29.644 | <u>1:47.959</u> | 248 | 2 | 28.867 | <u>34.368</u> | <u>22.677</u> | <u>32.388</u> | <u>1:58.300</u> | 223 |
| 3 | <u>26.027</u> | 31.727 | 20.922 | 29.935 | 1:48.611 | 254 | 3 | <u>28.706</u> | 34.906 | 23.438 | 32.913 | 1:59.963 | 225 |
| 4 | 26.427 | 31.646 | 20.981 | <u>29.438</u> | 1:48.492 | 251 | 4 | 29.433 | 34.809 | 23.567 | 33.367 | 2:01.176 | 216 |
| 7A Shane ROBINSON (7th) | | | | | | | 46 Jeffrey DIACONO (20th) | | | | | | |
| 1 | 34.417 | 31.715 | 21.078 | 29.702 | 1:56.912 | 205 | 1 | 35.733 | 35.015 | 22.218 | 32.475 | 2:05.441 | 197 |
| 2 | 25.897 | <u>31.051</u> | <u>20.357</u> | <u>29.296</u> | <u>1:46.601</u> | 260 | 2 | <u>28.490</u> | 35.597 | 22.597 | <u>32.511</u> | 1:59.195 | 244 |
| 3 | <u>25.613</u> | 31.645 | 20.829 | 29.810 | 1:47.897 | 254 | 3 | 28.783 | <u>34.759</u> | 23.028 | 32.551 | 1:59.121 | 232 |
| 4 | 26.650 | 31.497 | 20.718 | 29.531 | 1:48.396 | 238 | 4 | 28.749 | 34.890 | <u>22.585</u> | 32.769 | <u>1:58.993</u> | 242 |
| 8A Marcus DELANEY (4th) | | | | | | | 48 Robert DAFF (15th) | | | | | | |
| 1 | 31.770 | 31.397 | 20.223 | 28.763 | 1:52.153 | 197 | 1 | 35.703 | 32.848 | 21.946 | 31.769 | 2:02.266 | 188 |
| 2 | 25.497 | 30.594 | 20.255 | 29.128 | 1:45.474 | 257 | 2 | <u>27.236</u> | <u>32.676</u> | <u>21.367</u> | <u>31.385</u> | <u>1:52.664</u> | 243 |
| 3 | 25.339 | <u>30.306</u> | 20.186 | <u>28.447</u> | <u>1:44.278</u> | 252 | 3 | 27.667 | 33.212 | 21.800 | 31.398 | 1:54.077 | 238 |
| 4 | <u>25.109</u> | 30.322 | <u>20.136</u> | 28.932 | 1:44.499 | 257 | 4 | 27.879 | 33.610 | 22.337 | 31.575 | 1:55.401 | 241 |
| 12 Kruiz JENKINS (16th) | | | | | | | 52 Mitchell HAWKSLEY (5th) | | | | | | |
| 1 | 37.509 | 34.977 | 22.975 | 32.628 | 2:08.089 | 179 | 1 | 32.676 | 31.091 | 20.103 | 28.614 | 1:52.484 | 191 |
| 2 | 28.298 | 34.073 | <u>21.938</u> | 31.681 | 1:55.990 | 239 | 2 | 25.411 | 30.418 | 20.264 | 28.970 | 1:45.063 | 257 |
| 3 | 28.464 | 33.855 | 22.288 | 32.167 | 1:56.774 | 230 | 3 | <u>25.011</u> | <u>30.150</u> | <u>20.000</u> | <u>28.599</u> | <u>1:43.760</u> | 255 |
| 4 | <u>28.091</u> | <u>33.808</u> | 22.513 | <u>31.532</u> | <u>1:55.944</u> | 235 | 4 | 25.079 | 30.220 | 20.820 | 29.061 | 1:45.180 | 255 |
| 24 Charles HERN (1st) | | | | | | | 62 Francis DILLON (17th) | | | | | | |
| 1 | 31.073 | 30.066 | 19.661 | 28.186 | 1:48.986 | 198 | 1 | 36.068 | 34.954 | 22.403 | 31.807 | 2:05.232 | 181 |
| 2 | <u>24.638</u> | <u>29.766</u> | <u>19.810</u> | <u>28.308</u> | <u>1:42.522</u> | 266 | 2 | 28.780 | 34.578 | 22.543 | 31.990 | 1:57.891 | 237 |
| 3 | 24.990 | 30.189 | 20.204 | 28.976 | 1:44.359 | 265 | 3 | <u>28.769</u> | 33.676 | 23.003 | 32.421 | 1:57.869 | 228 |
| 4 | 24.981 | 30.510 | 19.931 | 29.002 | 1:44.424 | 265 | 4 | 29.750 | <u>33.287</u> | <u>22.212</u> | <u>30.984</u> | <u>1:56.233</u> | 229 |


Scott Laing
Chief Timekeeper - Scott Laing

Tony Bolin
Clerk of Course - Tony Bolin



COMPUTIME RACE TIMING SYSTEMS PTY LTD
www.computime.com.au

E-mail: scott@computime.com.au / Ph: 0418 17 13 17





Round 3 - Phillip Island GP Circuit - September 3 & 4
FORMULA SPORT

Leg 4

Date: **04/09/22**
Event: **R25**
Weather: **Mostly cloudy - Temp: 12.1C**
Track: **Dry - Temp: 24.8C**

Started at: **14:54:58**
Laps: **4**
Starters: **26**
Printed at: **15:15**

PROVISIONAL SPLIT TIMES


| Lap | Split 1 | Split 2 | Split 3 | Split 4 | Lap Time | Spd | Lap | Split 1 | Split 2 | Split 3 | Split 4 | Lap Time | Spd |
|---------------------------------|---------------|---------------|---------------|---------------|-----------------|-----|----------------------------------|---------------|---------------|---------------|---------------|-----------------|-----|
| 73 Stuart BUGG (19th) | | | | | | | 86 Aaron DREW (12th) | | | | | | |
| 1 | 37.899 | 35.054 | 23.263 | 33.196 | 2:09.412 | 175 | 1 | 36.109 | 33.131 | 21.284 | 30.832 | 2:01.356 | 189 |
| 2 | 28.904 | 34.725 | 23.336 | 31.479 | 1:58.444 | 212 | 2 | 25.961 | 32.411 | 20.977 | 30.489 | 1:49.838 | 246 |
| 3 | 28.917 | 33.878 | 22.609 | 31.606 | 1:57.010 | 212 | 3 | 26.644 | 32.630 | 21.218 | 30.974 | 1:51.466 | 245 |
| 4 | 28.519 | 34.123 | 22.785 | 31.857 | 1:57.284 | 221 | 4 | 27.286 | 32.811 | 21.445 | 30.526 | 1:52.068 | 241 |
| 74 Jonathan BOSCH (14th) | | | | | | | 87 Brad GORRIE (24th) | | | | | | |
| 1 | 34.341 | 33.436 | 21.110 | 31.101 | 1:59.988 | 189 | 1 | 40.275 | 37.542 | 24.574 | 33.518 | 2:15.909 | 154 |
| 2 | 27.073 | 33.217 | 21.033 | 31.246 | 1:52.569 | 228 | 2 | 31.437 | 36.715 | 23.685 | 33.513 | 2:05.350 | 197 |
| 3 | 27.122 | 33.729 | 21.435 | 31.804 | 1:54.090 | 231 | 3 | 30.228 | 36.679 | 23.373 | 33.273 | 2:03.553 | 204 |
| 4 | 27.306 | 33.955 | 22.235 | 31.943 | 1:55.439 | 223 | 4 | 29.723 | 35.805 | 23.368 | 33.159 | 2:02.055 | 202 |
| 76 Scott WEBSTER (11th) | | | | | | | 95 Matthew RINDEL (2nd) | | | | | | |
| 1 | 34.594 | 33.311 | 21.243 | 30.726 | 1:59.874 | 194 | 1 | 31.638 | 30.756 | 20.283 | 28.924 | 1:51.601 | 205 |
| 2 | 26.711 | 32.136 | 21.021 | 30.274 | 1:50.142 | 239 | 2 | 25.274 | 30.900 | 20.316 | 28.732 | 1:45.222 | 255 |
| 3 | 26.973 | 32.776 | 21.150 | 30.893 | 1:51.792 | 224 | 3 | 25.163 | 30.283 | 20.001 | 28.581 | 1:44.028 | 257 |
| 4 | 27.542 | 32.462 | 21.457 | 30.928 | 1:52.389 | 213 | 4 | 25.028 | 30.452 | 20.014 | 28.397 | 1:43.891 | 255 |
| 80 David BARTELS (18th) | | | | | | | 616 William DOWNIE (13th) | | | | | | |
| 1 | 36.951 | 34.967 | 23.403 | 32.502 | 2:07.823 | 174 | 1 | 34.019 | 33.010 | 21.227 | 30.263 | 1:58.519 | 193 |
| 2 | 29.285 | 34.198 | 22.547 | 31.877 | 1:57.907 | 231 | 2 | 27.325 | 32.743 | 21.423 | 30.762 | 1:52.253 | 262 |
| 3 | 28.254 | 34.172 | 22.355 | 31.671 | 1:56.452 | 230 | 3 | 27.655 | 32.637 | 21.187 | 30.531 | 1:52.010 | 236 |
| 4 | 28.891 | 33.314 | 22.491 | 31.244 | 1:55.940 | 232 | 4 | 27.706 | 32.521 | 21.676 | 30.334 | 1:52.237 | 246 |
| 81 Gary TIDD (10th) | | | | | | | 686 Tracey DAVIES (DNF) | | | | | | |
| 1 | 33.503 | 32.283 | 21.269 | 30.025 | 1:57.080 | 200 | 1 | 33.209 | 32.012 | 20.707 | 29.740 | 1:55.668 | 192 |
| 2 | 26.886 | 32.363 | 20.868 | 29.835 | 1:49.952 | 234 | 2 | 26.423 | 32.048 | 21.064 | 29.807 | 1:49.342 | 238 |
| 3 | 26.771 | 32.294 | 21.049 | 30.170 | 1:50.284 | 230 | 3 | 26.642 | 31.640 | 20.953 | 31.837 | 1:51.072 | 230 |
| 4 | 26.561 | 32.621 | 21.767 | 30.027 | 1:50.976 | 225 | | | | | | | |
| 83 Nathan HILLMAN (21th) | | | | | | | 816 Darren LARK (25th) | | | | | | |
| 1 | 37.707 | 35.745 | 23.402 | 32.258 | 2:09.112 | 176 | 1 | 38.934 | 37.212 | 24.921 | 34.428 | 2:15.495 | 170 |
| 2 | 29.072 | 34.635 | 22.288 | 32.257 | 1:58.252 | 218 | 2 | 32.183 | 37.993 | 24.909 | 34.589 | 2:09.674 | 203 |
| 3 | 29.237 | 34.797 | 23.299 | 32.608 | 1:59.941 | 213 | 3 | 32.325 | 37.585 | 25.401 | 34.812 | 2:10.123 | 190 |
| 4 | 29.886 | 34.498 | 23.536 | 32.959 | 2:00.879 | 204 | 4 | 33.258 | 37.688 | 25.255 | 35.071 | 2:11.272 | 193 |

*** RACE REDUCED FROM 5 TO 4 LAPS DUE TO EARLIER TIME DELAYS ***

The results are provisional until the end of the time limit for protests and appeals.


Scott Laing
Chief Timekeeper - Scott Laing

Tony Bolin
Clerk of Course - Tony Bolin



COMPUTIME RACE TIMING SYSTEMS PTY LTD
www.computime.com.au

E-mail: scott@computime.com.au / Ph: 0418 17 13 17





Round 3 - Phillip Island GP Circuit - September 3 & 4
FORMULA SPORT

Leg 4

Started at: **14:54:58**
 Laps: **4**
 Starters: **26**
 Printed at: **15:15**

Date: **04/09/22**
 Event: **R25**
 Weather: **Mostly cloudy - Temp: 12.1C**
 Track: **Dry - Temp: 24.8C**

PROVISIONAL FASTEST LAPS SEQUENCE


| Lap | Race Pos | No | Name | Machine | Fastest Lap | On Lap |
|-----|----------|----|--------------|----------------|-------------|--------|
| 1 | 1 | 24 | Charles HERN | Yamaha R1 1000 | 1:48.986 | 1 |
| 2 | 1 | 24 | Charles HERN | Yamaha R1 1000 | 1:42.522 | 2 |

*** RACE REDUCED FROM 5 TO 4 LAPS DUE TO EARLIER TIME DELAYS ***

The results are provisional until the end of the time limit for protests and appeals.


Scott Laing
 Chief Timekeeper - Scott Laing

Tony Bolin
 Clerk of Course - Tony Bolin



COMPUTIME RACE TIMING SYSTEMS PTY LTD
www.computime.com.au

E-mail: scott@computime.com.au / Ph: 0418 17 13 17





Round 3 - Phillip Island GP Circuit - September 3 & 4
FORMULA SPORT

Leg 4

Date: 04/09/22
Event: R25
Weather: Mostly cloudy - Temp: 12.1C
Track: Dry - Temp: 24.8C

Started at: 14:54:58
Laps: 4
Starters: 26
Printed at: 15:15

PROVISIONAL LAP SHEET


| No | Lap Time | Gap | No | Lap Time | Gap | No | Lap Time | Gap | No | Lap Time | Gap |
|--------------|----------|--------|--------------|----------|--------|--------------|----------|---------|-----|----------|---------|
| Lap 1 | | | 36 | 1:44.518 | 4.973 | 8A | 1:44.278 | 6.038 | 6 | 1:48.492 | 19.595 |
| 24 | 1:48.986 | | 4A | 1:45.416 | 5.290 | 4A | 1:47.094 | 8.025 | 3 | 1:49.234 | 22.562 |
| 4A | 1:51.382 | 2.396 | 95 | 1:45.222 | 5.315 | 6 | 1:48.611 | 15.527 | 81 | 1:50.976 | 28.001 |
| 95 | 1:51.601 | 2.615 | 52 | 1:45.063 | 6.039 | 7A | 1:47.897 | 15.543 | 76 | 1:52.389 | 33.906 |
| 36 | 1:51.963 | 2.977 | 8A | 1:45.474 | 6.119 | 3 | 1:48.472 | 17.752 | 86 | 1:52.068 | 34.437 |
| 8A | 1:52.153 | 3.167 | 6 | 1:47.959 | 11.275 | 686 | 1:51.072 | 20.215 | 616 | 1:52.237 | 34.728 |
| 52 | 1:52.484 | 3.498 | 7A | 1:46.601 | 12.005 | 81 | 1:50.284 | 21.449 | 74 | 1:55.439 | 41.795 |
| 6 | 1:54.824 | 5.838 | 686 | 1:49.342 | 13.502 | 76 | 1:51.792 | 25.941 | 48 | 1:55.401 | 44.117 |
| 686 | 1:55.668 | 6.682 | 3 | 1:47.374 | 13.639 | 86 | 1:51.466 | 26.793 | 12 | 1:55.944 | 56.506 |
| 7A | 1:56.912 | 7.926 | 81 | 1:49.952 | 15.524 | 616 | 1:52.010 | 26.915 | 62 | 1:56.233 | 56.934 |
| 81 | 1:57.080 | 8.094 | 76 | 1:50.142 | 18.508 | 74 | 1:54.090 | 30.780 | 80 | 1:55.940 | 57.831 |
| 3 | 1:57.773 | 8.787 | 616 | 1:52.253 | 19.264 | 48 | 1:54.077 | 33.140 | 73 | 1:57.284 | 1:01.85 |
| 616 | 1:58.519 | 9.533 | 86 | 1:49.838 | 19.686 | 12 | 1:56.774 | 44.986 | 46 | 1:58.993 | 1:02.45 |
| 76 | 1:59.874 | 10.888 | 74 | 1:52.569 | 21.049 | 62 | 1:57.869 | 45.125 | 83 | 2:00.879 | 1:07.89 |
| 74 | 1:59.988 | 11.002 | 48 | 1:52.664 | 23.422 | 80 | 1:56.452 | 46.315 | 42 | 2:01.176 | 1:07.99 |
| 86 | 2:01.356 | 12.370 | 62 | 1:57.891 | 31.615 | 46 | 1:59.121 | 47.890 | 37 | 2:04.757 | 1:23.95 |
| 48 | 2:02.266 | 13.280 | 12 | 1:55.990 | 32.571 | 73 | 1:57.010 | 48.999 | 87 | 2:02.055 | 1:26.57 |
| 62 | 2:05.232 | 16.246 | 46 | 1:59.195 | 33.128 | 42 | 1:59.963 | 51.238 | 816 | 2:11.272 | 1:46.27 |
| 46 | 2:05.441 | 16.455 | 80 | 1:57.907 | 34.222 | 83 | 1:59.941 | 51.438 | | | |
| 80 | 2:07.823 | 18.837 | 42 | 1:58.300 | 35.634 | 37 | 2:05.228 | 1:03.62 | | | |
| 12 | 2:08.089 | 19.103 | 83 | 1:58.252 | 35.856 | 87 | 2:03.553 | 1:08.94 | | | |
| 42 | 2:08.842 | 19.856 | 73 | 1:58.444 | 36.348 | 816 | 2:10.123 | 1:19.42 | | | |
| 83 | 2:09.112 | 20.126 | 37 | 2:03.466 | 42.757 | Lap 4 | | | | | |
| 73 | 2:09.412 | 20.426 | 87 | 2:05.350 | 49.751 | 24 | 1:44.424 | | | | |
| 37 | 2:10.799 | 21.813 | 816 | 2:09.674 | 53.661 | 95 | 1:43.891 | 4.451 | | | |
| 816 | 2:15.495 | 26.509 | Lap 3 | | | 36 | 1:44.355 | 4.490 | | | |
| 87 | 2:15.909 | 26.923 | 24 | 1:44.359 | | 8A | 1:44.499 | 6.113 | | | |
| Lap 2 | | | 36 | 1:43.945 | 4.559 | 52 | 1:45.180 | 6.196 | | | |
| 24 | 1:42.522 | | 95 | 1:44.028 | 4.984 | 4A | 1:45.991 | 9.592 | | | |
| | | | 52 | 1:43.760 | 5.440 | 7A | 1:48.396 | 19.515 | | | |

*** RACE REDUCED FROM 5 TO 4 LAPS DUE TO EARLIER TIME DELAYS ***

The results are provisional until the end of the time limit for protests and appeals.


Scott Laing
Chief Timekeeper - Scott Laing

Tony Bolin
Clerk of Course - Tony Bolin



COMPUTIME RACE TIMING SYSTEMS PTY LTD
www.computime.com.au

E-mail: scott@computime.com.au / Ph: 0418 17 13 17





Round 3 - Phillip Island GP Circuit - September 3 & 4
FORMULA SPORT

Leg 4

Date: **04/09/22**
 Event: **R25**
 Weather: **Mostly cloudy - Temp: 12.1C**
 Track: **Dry - Temp: 24.8C**

Started at: **14:54:58**
 Laps: **4**
 Starters: **26**
 Printed at: **15:15**

PROVISIONAL LAP CHART


| Name | Grid | 1 | 2 | 3 | 4 | Name |
|-------------|------|-----|-----|-----|-----|-------------|
| C. HERN | 24 | 24 | 24 | 24 | 24 | C. HERN |
| C. DUFFY | 36 | 4A | 36 | 36 | 95 | M. RINDEL |
| M. HICKS | 4A | 95 | 4A | 95 | 36 | C. DUFFY |
| J. PRICE | 268 | 36 | 95 | 52 | 8A | M. DELANEY |
| M. RINDEL | 95 | 8A | 52 | 8A | 52 | M. HAWKSLEY |
| M. DELANEY | 8A | 52 | 8A | 4A | 4A | M. HICKS |
| M. HAWKSLEY | 52 | 6 | 6 | 6 | 7A | S. ROBINSON |
| C. BOURNE | 6 | 686 | 7A | 7A | 6 | C. BOURNE |
| T. DAVIES | 686 | 7A | 686 | 3 | 3 | S. O'BRIEN |
| G. TIDD | 81 | 81 | 3 | 686 | 81 | G. TIDD |
| S. O'BRIEN | 3 | 3 | 81 | 81 | 76 | S. WEBSTER |
| D. BARTELS | 80 | 616 | 76 | 76 | 86 | A. DREW |
| W. DOWNIE | 616 | 76 | 616 | 86 | 616 | W. DOWNIE |
| S. WEBSTER | 76 | 74 | 86 | 616 | 74 | J. BOSCH |
| J. BOSCH | 74 | 86 | 74 | 74 | 48 | R. DAFF |
| R. DAFF | 48 | 48 | 48 | 48 | 12 | K. JENKINS |
| A. DREW | 86 | 62 | 62 | 12 | 62 | F. DILLON |
| F. DILLON | 62 | 46 | 12 | 62 | 80 | D. BARTELS |
| K. JENKINS | 12 | 80 | 46 | 80 | 73 | S. BUGG |
| J. DIACONO | 46 | 12 | 80 | 46 | 46 | J. DIACONO |
| D. LODGE | 42 | 42 | 42 | 73 | 83 | N. HILLMAN |
| S. BUGG | 73 | 83 | 83 | 42 | 42 | D. LODGE |
| N. HILLMAN | 83 | 73 | 73 | 83 | 37 | P. CONWAY |
| P. CONWAY | 37 | 37 | 37 | 37 | 87 | B. GORRIE |
| B. GORRIE | 87 | 816 | 87 | 87 | 816 | D. LARK |
| D. LARK | 816 | 87 | 816 | 816 | | |
| S. ROBINSON | 7A | | | | | |

*** RACE REDUCED FROM 5 TO 4 LAPS DUE TO EARLIER TIME DELAYS ***

The results are provisional until the end of the time limit for protests and appeals.


Scott Laing
 Chief Timekeeper - Scott Laing

Tony Bolin
 Clerk of Course - Tony Bolin



COMPUTIME RACE TIMING SYSTEMS PTY LTD
www.computime.com.au

E-mail: scott@computime.com.au / Ph: 0418 17 13 17





Round 3 - Phillip Island GP Circuit - September 3 & 4
FORMULA SPORT

Leg 4

Date: **04/09/22**
Event: **R25**
Weather: **Mostly cloudy - Temp: 12.1C**
Track: **Dry - Temp: 24.8C**

Started at: **14:54:58**
Laps: **4**
Starters: **26**
Printed at: **15:15**

PROVISIONAL BEST PARTIAL TIMES


| Pos | Split 1 | | Split 2 | | Split 3 | | Split 4 | | LAP | | |
|-----|-------------|--------|-------------|--------|-------------|--------|-------------|--------|-------------|----------|----------|
| | Name | Time | Name | Time | Name | Time | Name | Time | Name | Ideal | Fastest |
| 1 | C. HERN | 24.638 | C. HERN | 29.766 | C. HERN | 19.661 | C. HERN | 28.186 | C. HERN | 1:42.251 | 1:42.522 |
| 2 | M. HAWKSLE | 25.011 | C. DUFFY | 29.960 | C. DUFFY | 19.962 | M. RINDEL | 28.397 | M. RINDEL | 1:43.709 | 1:43.891 |
| 3 | M. RINDEL | 25.028 | M. HAWKSLE | 30.150 | M. HAWKSLE | 20.000 | M. DELANEY | 28.447 | M. HAWKSLE | 1:43.760 | 1:43.760 |
| 4 | M. DELANEY | 25.109 | M. RINDEL | 30.283 | M. RINDEL | 20.001 | M. HAWKSLE | 28.599 | C. DUFFY | 1:43.858 | 1:43.945 |
| 5 | C. DUFFY | 25.122 | M. DELANEY | 30.306 | M. DELANEY | 20.136 | C. DUFFY | 28.814 | M. DELANEY | 1:43.998 | 1:44.278 |
| 6 | M. HICKS | 25.261 | M. HICKS | 30.551 | M. HICKS | 20.173 | M. HICKS | 29.001 | M. HICKS | 1:44.986 | 1:45.416 |
| 7 | S. ROBINSON | 25.613 | S. O'BRIEN | 31.021 | S. ROBINSON | 20.357 | S. ROBINSON | 29.296 | S. ROBINSON | 1:46.317 | 1:46.601 |
| 8 | S. O'BRIEN | 25.668 | S. ROBINSON | 31.051 | S. O'BRIEN | 20.403 | C. BOURNE | 29.438 | S. O'BRIEN | 1:47.062 | 1:47.374 |
| 9 | A. DREW | 25.961 | C. BOURNE | 31.499 | C. BOURNE | 20.657 | T. DAVIES | 29.740 | C. BOURNE | 1:47.621 | 1:47.959 |
| 10 | C. BOURNE | 26.027 | T. DAVIES | 31.640 | T. DAVIES | 20.707 | G. TIDD | 29.835 | T. DAVIES | 1:48.510 | 1:49.342 |
| 11 | T. DAVIES | 26.423 | S. WEBSTER | 32.136 | G. TIDD | 20.868 | S. O'BRIEN | 29.970 | G. TIDD | 1:49.547 | 1:49.952 |
| 12 | G. TIDD | 26.561 | G. TIDD | 32.283 | A. DREW | 20.977 | W. DOWNIE | 30.263 | A. DREW | 1:49.838 | 1:49.838 |
| 13 | S. WEBSTER | 26.711 | A. DREW | 32.411 | S. WEBSTER | 21.021 | S. WEBSTER | 30.274 | S. WEBSTER | 1:50.142 | 1:50.142 |
| 14 | J. BOSCH | 27.073 | W. DOWNIE | 32.521 | J. BOSCH | 21.033 | A. DREW | 30.489 | W. DOWNIE | 1:51.296 | 1:52.010 |
| 15 | R. DAFF | 27.236 | R. DAFF | 32.676 | W. DOWNIE | 21.187 | F. DILLON | 30.984 | J. BOSCH | 1:52.424 | 1:52.569 |
| 16 | W. DOWNIE | 27.325 | J. BOSCH | 33.217 | R. DAFF | 21.367 | J. BOSCH | 31.101 | R. DAFF | 1:52.664 | 1:52.664 |
| 17 | K. JENKINS | 28.091 | F. DILLON | 33.287 | K. JENKINS | 21.938 | D. BARTELS | 31.244 | D. BARTELS | 1:55.167 | 1:55.940 |
| 18 | D. BARTELS | 28.254 | D. BARTELS | 33.314 | F. DILLON | 22.212 | R. DAFF | 31.385 | F. DILLON | 1:55.252 | 1:56.233 |
| 19 | J. DIACONO | 28.490 | K. JENKINS | 33.808 | J. DIACONO | 22.218 | S. BUGG | 31.479 | K. JENKINS | 1:55.369 | 1:55.944 |
| 20 | S. BUGG | 28.519 | S. BUGG | 33.878 | N. HILLMAN | 22.288 | K. JENKINS | 31.532 | S. BUGG | 1:56.485 | 1:57.010 |
| 21 | D. LODGE | 28.706 | D. LODGE | 34.368 | D. BARTELS | 22.355 | N. HILLMAN | 32.257 | J. DIACONO | 1:57.942 | 1:58.993 |
| 22 | F. DILLON | 28.769 | N. HILLMAN | 34.498 | S. BUGG | 22.609 | D. LODGE | 32.388 | N. HILLMAN | 1:58.115 | 1:58.252 |
| 23 | N. HILLMAN | 29.072 | J. DIACONO | 34.759 | D. LODGE | 22.677 | J. DIACONO | 32.475 | D. LODGE | 1:58.139 | 1:58.300 |
| 24 | B. GORRIE | 29.723 | B. GORRIE | 35.805 | B. GORRIE | 23.368 | P. CONWAY | 33.062 | B. GORRIE | 2:02.055 | 2:02.055 |
| 25 | P. CONWAY | 30.044 | P. CONWAY | 35.991 | P. CONWAY | 23.585 | B. GORRIE | 33.159 | P. CONWAY | 2:02.682 | 2:03.466 |
| 26 | D. LARK | 32.183 | D. LARK | 37.212 | D. LARK | 24.909 | D. LARK | 34.428 | D. LARK | 2:08.732 | 2:09.674 |

*** RACE REDUCED FROM 5 TO 4 LAPS DUE TO EARLIER TIME DELAYS ***

The results are provisional until the end of the time limit for protests and appeals.


Scott Laing
Chief Timekeeper - Scott Laing

Tony Bolin
Clerk of Course - Tony Bolin



COMPUTIME RACE TIMING SYSTEMS PTY LTD
www.computime.com.au

E-mail: scott@computime.com.au / Ph: 0418 17 13 17





Round 3 - Phillip Island GP Circuit - September 3 & 4

FORMULA SPORT PROVISIONAL ROUND POINTS

PERIOD 6 & 7

| Pos | No | Name | Rnd 3 Race 1 | Rnd 3 Race 2 | Rnd 3 Race 3 | Rnd 3 Race 4 | Total |
|-----|-----|----------------|-----------------|-----------------|-----------------|-----------------|-------|
| 1 | 74 | Jonathan BOSCH | 25 | 25 | 20 | 20 | 90 |
| 2 | 73 | Stuart BUGG | 20 | 18 | 18 | 18 | 74 |
| 3 | 76 | Scott WEBSTER | | 20 | 25 | 25 | 70 |
| 4 | 87 | Brad GORRIE | 18 | 16 | 16 | 16 | 66 |
| 5 | 816 | Darren LARK | 17 | 15 | 15 | 15 | 62 |
| 6 | 37 | Paul CONWAY | | 17 | 17 | 17 | 51 |

PRE-MODERN 1000cc

| Pos | No | Name | Rnd 3 Race 1 | Rnd 3 Race 2 | Rnd 3 Race 3 | Rnd 3 Race 4 | Total |
|-----|-----|-------------------|-----------------|-----------------|-----------------|-----------------|-------|
| 1 | 24 | Charles HERN | 25 | 25 | 25 | 25 | 100 |
| 2 | 36 | Christopher DUFFY | 20 | 20 | 20 | 18 | 78 |
| 3 | 4A | Michael HICKS | 18 | 18 | 18 | 17 | 71 |
| 4 | 95 | Matthew RINDEL | 16 | 17 | 17 | 20 | 70 |
| 5 | 86 | Aaron DREW | 14 | 14 | 14 | 14 | 56 |
| 6 | 62 | Francis DILLON | 12 | 13 | 13 | 12 | 50 |
| 7 | 6 | Cori BOURNE | 15 | | 16 | 15 | 46 |
| 8 | 46 | Jeffrey DIACONO | 11 | 12 | 12 | 11 | 46 |
| 9 | 7A | Shane ROBINSON | 13 | 16 | | 16 | 45 |
| 10 | 616 | William DOWNIE | | 15 | 15 | 13 | 43 |
| 11 | 42 | Dick LODGE | 10 | 11 | 11 | 10 | 42 |
| 12 | 65 | Nathan MCKENZIE | 17 | | | | 17 |

PRE-MODERN 600cc


| Pos | No | Name | Rnd 3 Race 1 | Rnd 3 Race 2 | Rnd 3 Race 3 | Rnd 3 Race 4 | Total |
|-----|----|-------------------|-----------------|-----------------|-----------------|-----------------|-------|
| 1 | 8A | Marcus DELANEY | 25 | 20 | 25 | 25 | 95 |
| 2 | 52 | Mitchell HAWKSLEY | 18 | 25 | 20 | 20 | 83 |
| 3 | 80 | David BARTELS | 20 | 17 | 17 | 16 | 70 |
| 4 | 3 | Shane O'BRIEN | | 18 | 18 | 18 | 54 |
| 5 | 12 | Kruiz JENKINS | | 16 | 16 | 17 | 49 |

THUNDERBIKE

| Pos | No | Name | Rnd 3 Race 1 | Rnd 3 Race 2 | Rnd 3 Race 3 | Rnd 3 Race 4 | Total |
|-----|-----|----------------|-----------------|-----------------|-----------------|-----------------|-------|
| 1 | 81 | Gary TIDD | 20 | 20 | 18 | 25 | 83 |
| 2 | 268 | John PRICE | 25 | 25 | 25 | | 75 |
| 3 | 48 | Robert DAFF | 18 | 17 | 17 | 20 | 72 |
| 4 | 83 | Nathan HILLMAN | | 16 | 16 | 18 | 50 |
| 5 | 686 | Tracey DAVIES | | 18 | 20 | | 38 |


Scott Laing
Chief Timekeeper - Scott Laing

Tony Bolin
Clerk of Course - Tony Bolin



COMPUTIME RACE TIMING SYSTEMS PTY LTD
www.computime.com.au

E-mail: scott@computime.com.au / Ph: 0418 17 13 17





Round 3 - Phillip Island GP Circuit - September 3 & 4

FORMULA SPORT

PROVISIONAL PROGRESSIVE SERIES POINTS

PERIOD 6 & 7

| Pos | No | Name | Rnd 1 B/ford | Rnd 2 Wint | Rnd 3 Race 1 | Rnd 3 Race 2 | Rnd 3 Race 3 | Rnd 3 Race 4 | Total |
|-----|-----|-----------------|-----------------|---------------|-----------------|-----------------|-----------------|-----------------|-------|
| 1 | 74 | Jonathan BOSCH | 90 | 100 | 25 | 25 | 20 | 20 | 280 |
| 2 | 37 | Paul CONWAY | 61 | 70 | | 17 | 17 | 17 | 182 |
| 3 | 73 | Stuart BUGG | 83 | | 20 | 18 | 18 | 18 | 157 |
| 4 | | Douglas HALL | | 76 | | | | | 76 |
| 5 | 76 | Scott WEBSTER | | | | 20 | 25 | 25 | 70 |
| 6 | 87 | Brad GORRIE | | | 18 | 16 | 16 | 16 | 66 |
| 7 | 816 | Darren LARK | | | 17 | 15 | 15 | 15 | 62 |
| 8 | | Brendan SCHMIDT | | 40 | | | | | 40 |

PRE-MODERN 1000cc


| Pos | No | Name | Rnd 1 B/ford | Rnd 2 Wint | Rnd 3 Race 1 | Rnd 3 Race 2 | Rnd 3 Race 3 | Rnd 3 Race 4 | Total |
|-----|-----|-------------------|-----------------|---------------|-----------------|-----------------|-----------------|-----------------|-------|
| 1 | 95 | Matthew RINDEL | 90 | 85 | 16 | 17 | 17 | 20 | 245 |
| 2 | 6 | Cori BOURNE | 68 | 76 | 15 | | 16 | 15 | 190 |
| 3 | 46 | Jeffrey DIACONO | 63 | 67 | 11 | 12 | 12 | 11 | 176 |
| 4 | 42 | Dick LODGE | 64 | 54 | 10 | 11 | 11 | 10 | 160 |
| 5 | 4A | Michael HICKS | | 88 | 18 | 18 | 18 | 17 | 159 |
| 6 | 86 | Aaron DREW | | 57 | 14 | 14 | 14 | 14 | 113 |
| 7 | 616 | William DOWNIE | | 64 | | 15 | 15 | 13 | 107 |
| 8 | | Philip BUCKMAN | 68 | 34 | | | | | 102 |
| 9 | 24 | Charles HERN | | | 25 | 25 | 25 | 25 | 100 |
| 10 | 36 | Christopher DUFFY | | | 20 | 20 | 20 | 18 | 78 |
| 11 | | Andrew HANNAN | 76 | | | | | | 76 |
| 12 | 62 | Francis DILLON | | | 12 | 13 | 13 | 12 | 50 |
| 13 | 7A | Shane ROBINSON | | | 13 | 16 | | 16 | 45 |
| 14 | 65 | Nathan MCKENZIE | | | 17 | | | | 17 |
| 15 | | Kruiz JENKINS | | 13 | | | | | 13 |

PRE-MODERN 600cc

| Pos | No | Name | Rnd 1 B/ford | Rnd 2 Wint | Rnd 3 Race 1 | Rnd 3 Race 2 | Rnd 3 Race 3 | Rnd 3 Race 4 | Total |
|-----|----|--------------------|-----------------|---------------|-----------------|-----------------|-----------------|-----------------|-------|
| 1 | 52 | Mitchell HAWKSLEY | 100 | 90 | 18 | 25 | 20 | 20 | 273 |
| 2 | 8A | Marcus DELANEY | 56 | | 25 | 20 | 25 | 25 | 151 |
| 3 | 3 | Shane O'BRIEN | | 90 | | 18 | 18 | 18 | 144 |
| 4 | | Matthew LONG | 78 | | | | | | 78 |
| 5 | 80 | David BARTELS | | | 20 | 17 | 17 | 16 | 70 |
| 6 | 12 | Kruiz JENKINS | | | | 16 | 16 | 17 | 49 |
| 7 | | Christopher GILBEE | 18 | | | | | | 18 |


Scott Laing
 Chief Timekeeper - Scott Laing

Tony Bolin
 Clerk of Course - Tony Bolin



COMPUTIME RACE TIMING SYSTEMS PTY LTD
www.computime.com.au

E-mail: scott@computime.com.au / Ph: 0418 17 13 17






Round 3 - Phillip Island GP Circuit - September 3 & 4
FORMULA SPORT
PROVISIONAL PROGRESSIVE SERIES POINTS

THUNDERBIKE

| Pos | No | Name | Rnd 1 B/ford | Rnd 2 Wint | Rnd 3 Race 1 | Rnd 3 Race 2 | Rnd 3 Race 3 | Rnd 3 Race 4 | Total |
|-----|-----|--------------------|-----------------|---------------|-----------------|-----------------|-----------------|-----------------|-------|
| 1 | 686 | Tracey DAVIES | 100 | 86 | | 18 | 20 | | 224 |
| 2 | 48 | Robert DAFF | 18 | 80 | 18 | 17 | 17 | 20 | 170 |
| 3 | 81 | Gary TIDD | | | 20 | 20 | 18 | 25 | 83 |
| 4 | 268 | John PRICE | | | 25 | 25 | 25 | | 75 |
| 5 | | William FISHER | | 68 | | | | | 68 |
| 6 | | Richard MARROCCINI | 60 | | | | | | 60 |
| 7 | 83 | Nathan HILLMAN | | | | 16 | 16 | 18 | 50 |

Scott Laing
 Chief Timekeeper - Scott Laing

Tony Bolin
 Clerk of Course - Tony Bolin



COMPUTIME RACE TIMING SYSTEMS PTY LTD
www.computime.com.au

E-mail: scott@computime.com.au / Ph: 0418 17 13 17

